

# HEINZ MEMORIAL FIELD

The Heinz Memorial field is located in northeastern Sharpsburg, Pennsylvania. The goal of redesigning the Heinz Memorial Field and the Rail Spur is to **improve and promote safety, outdoor active play, and to act as a community hotspot** for Sharpsburg residents.

This project aims to:

- Mitigate the urban heat island effect
- Increase vegetation and habitats
- Reduce flooding in southern Sharpsburg through strategic stormwater management

## SURROUNDING CONTEXT




This is the locator map highlighting the Heinz Memorial Field and the Rail Spur within Sharpsburg, PA.

## EXISTING ISSUES



Safety along the rail spur: Opportunity for directed traffic and shared bike/walk lanes.



Urban Heat Island: Unused paved basketball courts and lack of vegetation. Opportunity for bigger playground.



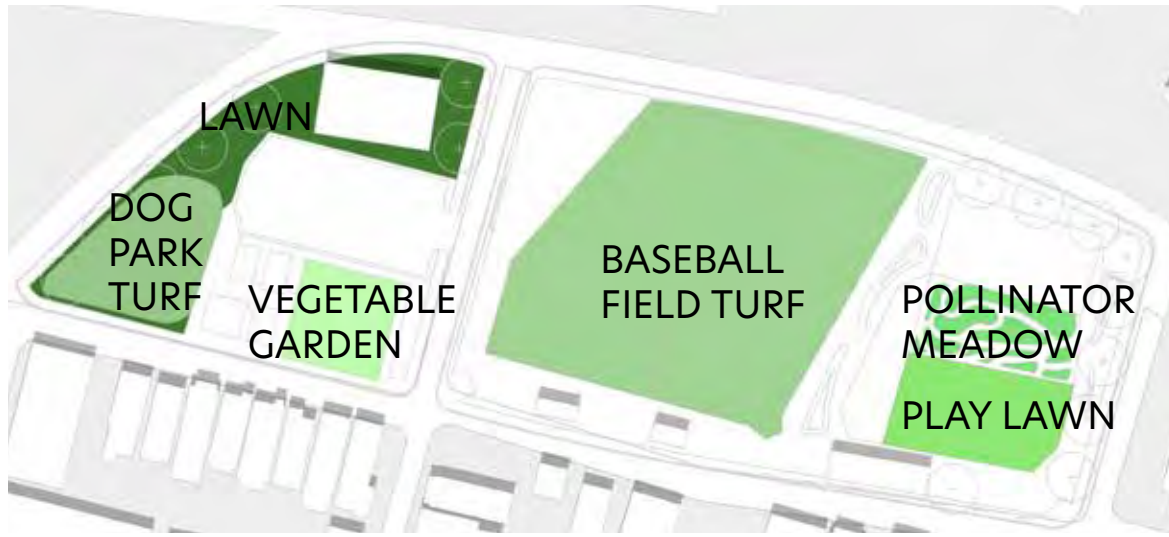
There are safety issues along the streets and parking problems. There is opportunity for a safer connection on 19th street.



The site has an uninviting entrance and dangerous road conditions to the park.

# HEINZ MEMORIAL FIELD

## VARIETY OF GREEN SPACES



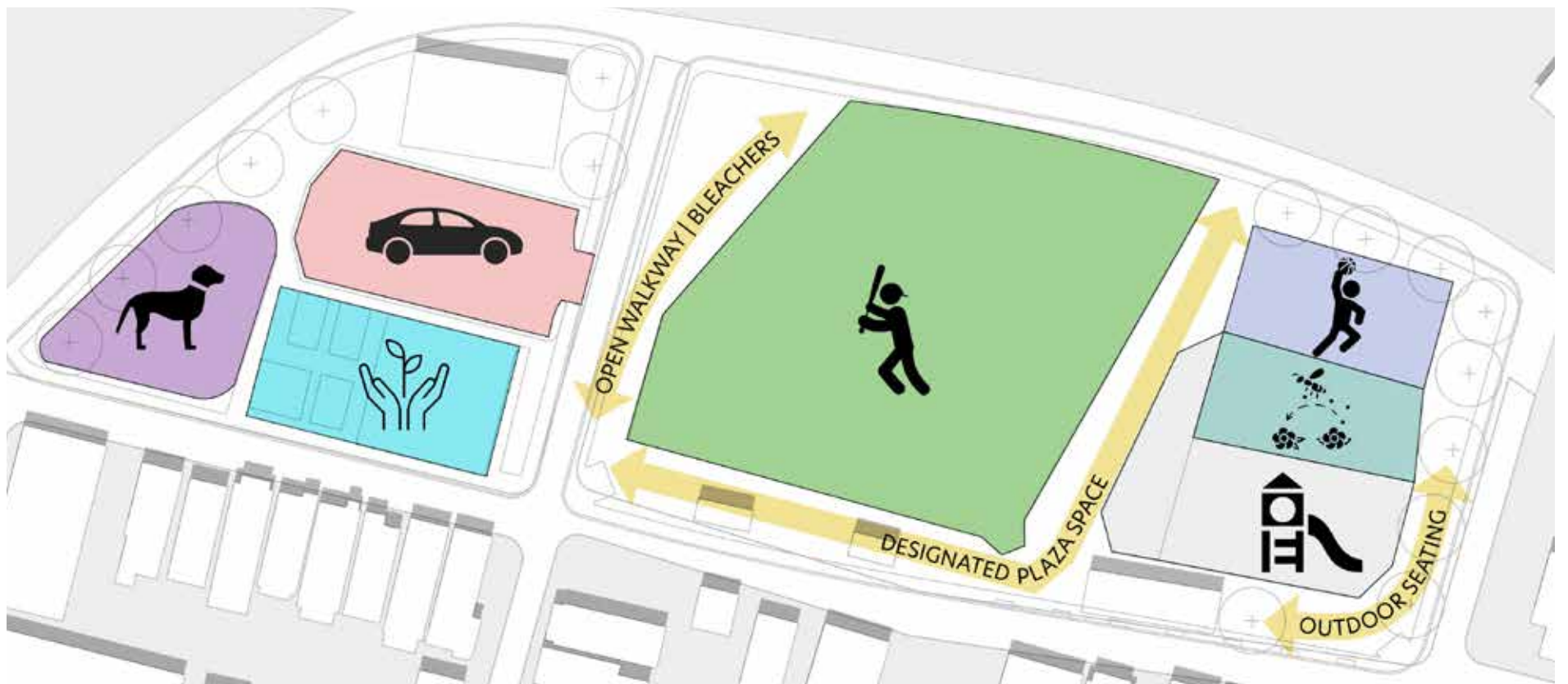
This diagram shows the different green spaces available on site.

## CIRCULATION AND ACCESSIBILITY



The new circulation plan allows for more access points to the site and a safer pedestrian experience.

## AVAILABLE PROGRAMS



The redesign for the Heinz Memorial Field offers a variety of activities and programs suitable for all ages and interests.

# HEINZ MEMORIAL FIELD

## COMPREHENSIVE PLAN

\* The size of the municipal building is out of scale; surrounding design elements will need to be modified accordingly.



- |                        |                    |                        |                      |
|------------------------|--------------------|------------------------|----------------------|
| 1. BASKETBALL COURT    | 4. PLAY MOUNDS     | 7. TRELLIS & BLEACHERS | 10. COMMUNITY GARDEN |
| 2. POLLINATOR MEADOW   | 5. OUTDOOR SEATING | 8. MUNICIPAL BUILDING  | 11. DOG PARK         |
| 3. CUSTOM ROPES COURSE | 6. BASEBALL FIELD  | 9. PARKING LOT         |                      |

## REDESIGNED ENTRY



This is the reimagined entryway, making a more welcoming experience for families and visitors.

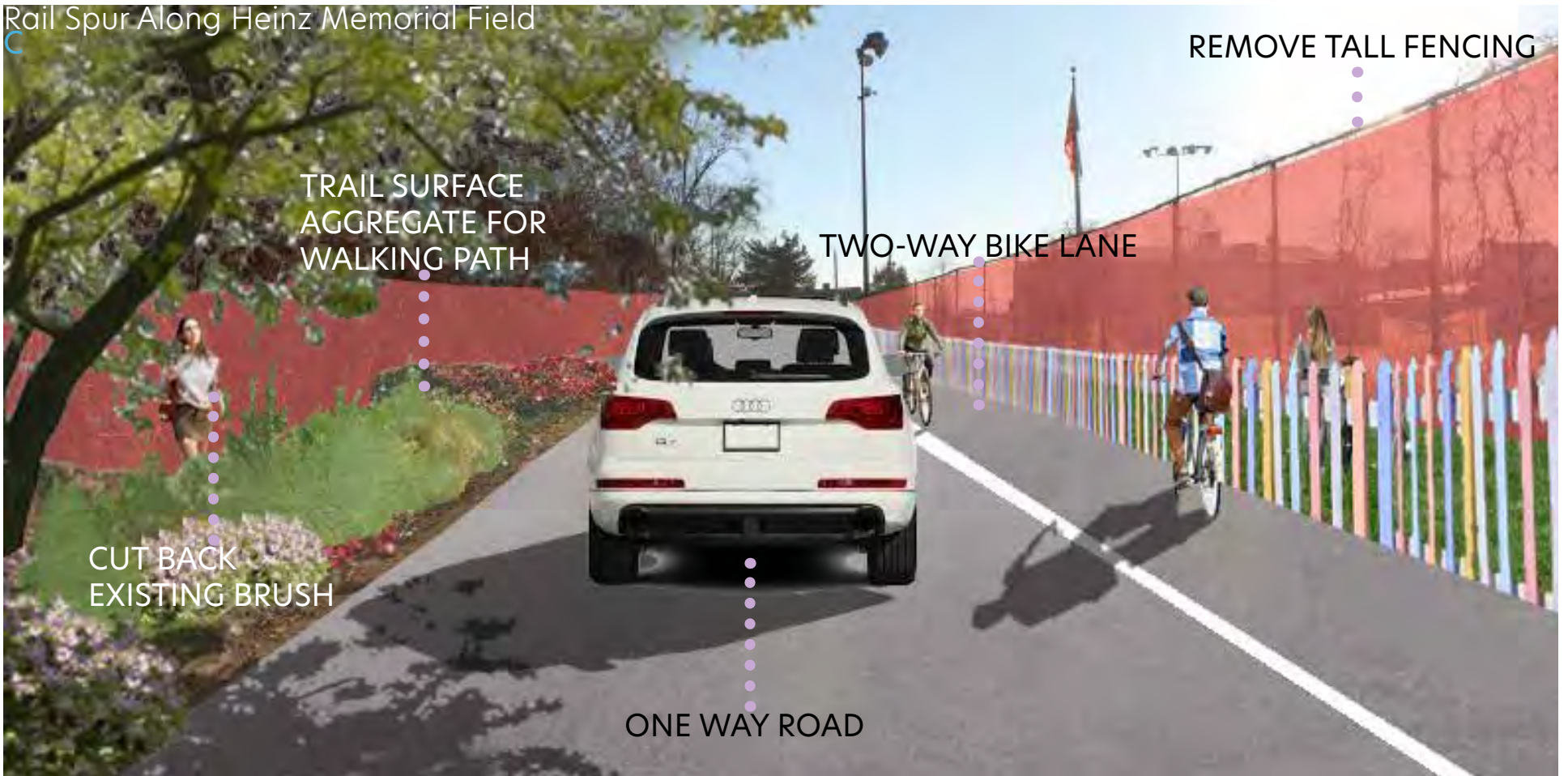
# HEINZ MEMORIAL FIELD COMMUNITY GARDEN



The graphic above represents the proposed parking lot and community vegetable garden available to the public.

## RAIL SPUR REIMAGINED

Rail Spur Along Heinz Memorial Field



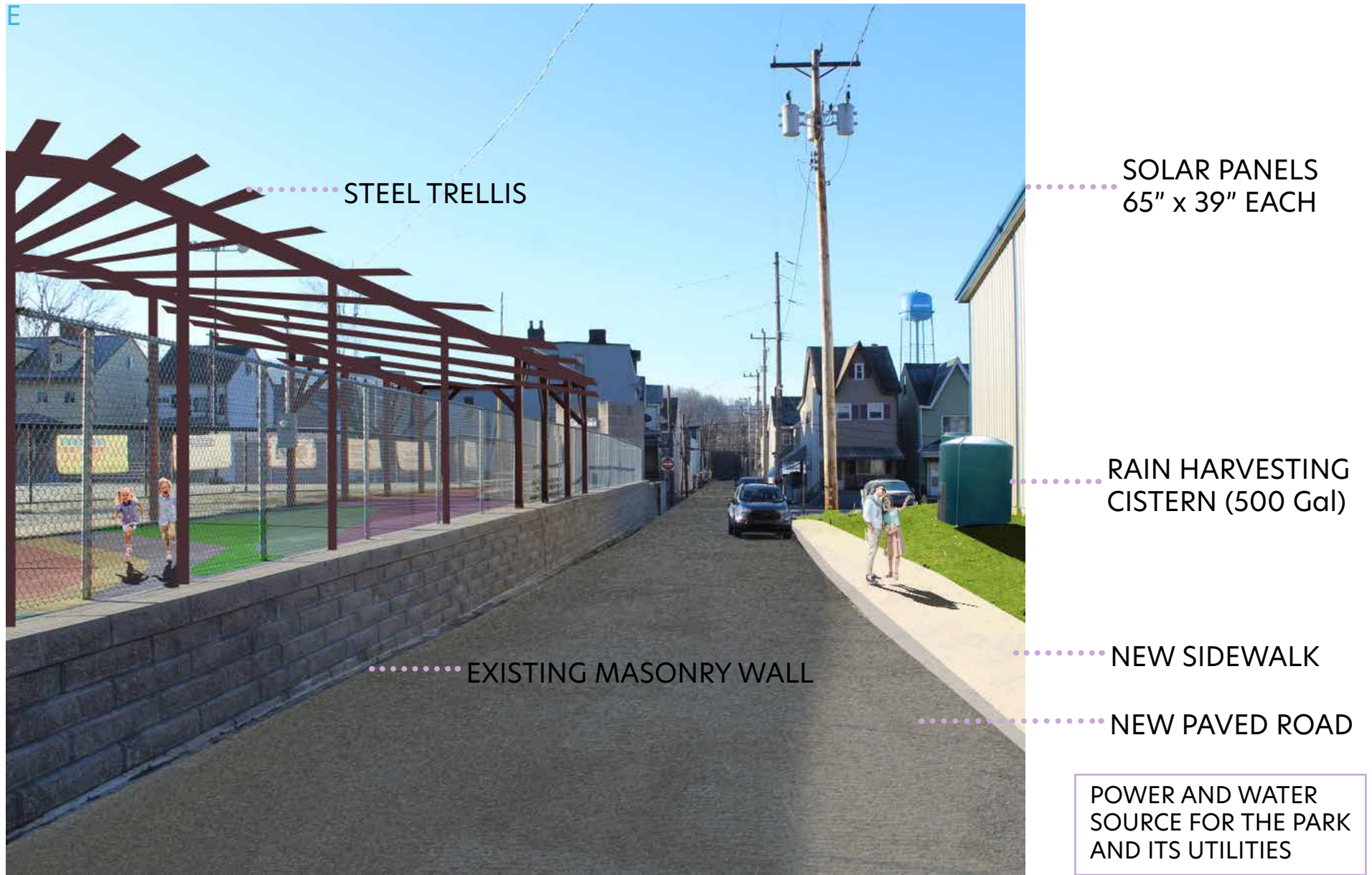
The rail spur redesign will have a one way road from east Sharpsburg towards the Heinz Memorial Field. There will also be a bike lane and pedestrian walkway.

Rail Spur Along Industrial | Forested Area



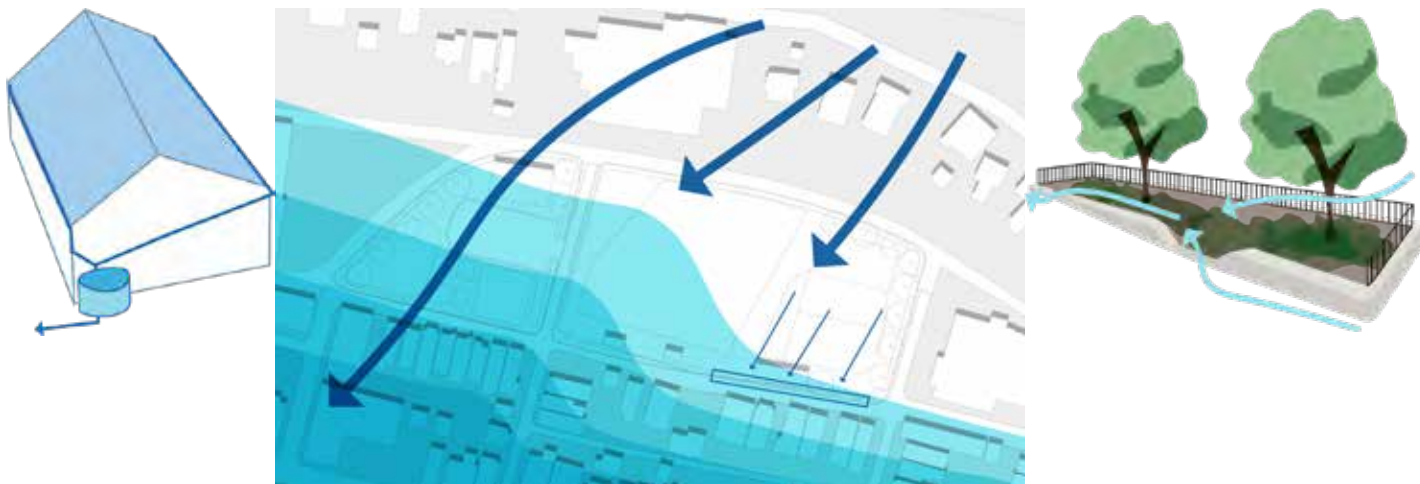
# HEINZ MEMORIAL FIELD

## NEW CURBS, NEW ROAD



Throughout the site, users will be able to experience a more vibrant and welcoming park. Through **strategic planting, pavement, and art, residents will have a colorful and more exciting experience**, making this the ideal spot for events and gatherings.

## STORMWATER MANAGEMENT



The site is designed to hold more water flowing from the north to reduce flooding in neighboring residences. This design practices roof rainwater harvesting and is used to supply water to the neighboring community vegetable garden.

## HEAT ISLAND EFFECT SOLUTIONS



The diagram to the left shows the benefits of the new site design. With additional vegetation, this design reduces the urban heat island affect, breaking the harsh winds coming from the east and west, along with providing more shade throughout the park.

Solar power is also captured through the solar panels on top of the municipal building.

# HEINZ MEMORIAL FIELD

## POLLINATOR MEADOW



BASKETBALL HOOP

8' TALL CONCRETE WALL (LOCAL ART)

4' TALL SCREENING

TREATED ASH WOOD SEATING

COLORED CONCRETE

WATER JETS

BROOMED CONCRETE

CONCRETE

With the pollinator meadow above, children and adults alike will be able to immerse themselves within and learn more throughout their walk through **educational signage**.

Typically, **taller perennials and shrubs will be closer to the center** of planting beds whereas **lower perennials and grasses will be facing the walking path**.

## PLANT PHENOLOGY CHART

| Common Names                 | Scientific Names                  | Plant ID | JAN | FEB | MAR | APR | MAY | JUN | JUL | AUG | SEPT | OCT | NOV | DEC | Height  | Spread   | Color  | Fruit/Flower    | Hardiness | Shade                    | Water         |
|------------------------------|-----------------------------------|----------|-----|-----|-----|-----|-----|-----|-----|-----|------|-----|-----|-----|---------|----------|--------|-----------------|-----------|--------------------------|---------------|
| <b>HERBACEOUS PERENNIALS</b> |                                   |          |     |     |     |     |     |     |     |     |      |     |     |     |         |          |        |                 |           |                          |               |
| Wild Columbine               | <i>Aquilegia canadensis</i>       | Ac       |     |     |     |     |     |     |     |     |      |     |     |     | 1-3'    | 1-1.5'   | Red    | Showy, good cut | 3 to 8    | Full sun to part shade   | Medium        |
| Common Milkweed              | <i>Asclepias syriaca</i>          | As       |     |     |     |     |     |     |     |     |      |     |     |     | 2-3'    | 0.75-1'  | Pink   | Showy, Fragrant | 3 to 9    | Full sun                 | Dry to medium |
| Butterfly Milkweed           | <i>Asclepias tuberosa</i>         | At       |     |     |     |     |     |     |     |     |      |     |     |     | 1-2.5'  | 1-1.5'   | Yellow | Showy           | 3 to 9    | Full sun                 | Dry to medium |
| Whorled Milkweed             | <i>Asclepias verticillata</i>     | Av       |     |     |     |     |     |     |     |     |      |     |     |     | 1-2.5'  | 1-2'     | White  | Showy           | 4 to 9    | Full sun to part shade   | Dry to medium |
| Blue False Indigo            | <i>Baptisia australis</i>         | Ba       |     |     |     |     |     |     |     |     |      |     |     |     | 3-4'    | 3-4'     | Blue   | Showy           | 3 to 9    | Full sun to part shade   | Dry to medium |
| Cardinal Flower              | <i>Lobelia cardinalis</i>         | Lc       |     |     |     |     |     |     |     |     |      |     |     |     | 2-4'    | 1-2'     | Red    | Showy           | 3 to 9    | Full sun to part shade   | Medium to wet |
| Wild Bergamot                | <i>Monarda fistulosa</i>          | Mf       |     |     |     |     |     |     |     |     |      |     |     |     | 2-4"    | 2-3"     | Pink   | Showy, Fragrant | 3 to 9    | Full sun to part shade   | Medium        |
| Beardtongue                  | <i>Penstemon digitalis</i>        | Pd       |     |     |     |     |     |     |     |     |      |     |     |     | 3-5'    | 1.5-2'   | White  | Showy, good cut | 3 to 8    | Full sun                 | Medium        |
| Wild Sweet William           | <i>Phlox divaricata</i>           | Pdi      |     |     |     |     |     |     |     |     |      |     |     |     | 0.75-1' | 0.75-1'  | Blue   | Showy           | 3 to 8    | Part shade to full shade | Medium        |
| Blunt Mountainmint           | <i>Pycnanthemum muticum</i>       | Pm       |     |     |     |     |     |     |     |     |      |     |     |     | 1-3'    | 1-3'     | Pink   | Showy           | 4 to 8    | Full sun to part shade   | Medium        |
| Stiff Goldenrod              | <i>Solidago rigida</i>            | Sr       |     |     |     |     |     |     |     |     |      |     |     |     | 3-5'    | 1.5-2.5' | Yellow | Showy           | 3 to 9    | Full sun                 | Medium        |
| Calico Aster                 | <i>Symphotrichum lateriflorum</i> | Sl       |     |     |     |     |     |     |     |     |      |     |     |     | 2-3'    | 2-3'     | White  | Showy           | 4 to 8    | Full sun to part shade   | Medium        |
| New York Ironweed            | <i>Vernonia noveboracensis</i>    | Vn       |     |     |     |     |     |     |     |     |      |     |     |     | 4-6'    | 3-4'     | Purple | Showy           | 5 to 9    | Full sun                 | Medium to wet |
| <b>GRASSES</b>               |                                   |          |     |     |     |     |     |     |     |     |      |     |     |     |         |          |        |                 |           |                          |               |
| Big Bluestem Grass           | <i>Andropogon gerardii</i>        | Ag       |     |     |     |     |     |     |     |     |      |     |     |     | 4-6'    | 2-3'     | Purple |                 | 4 to 9    | Full sun                 | Dry to medium |
| Little Bluestem Grass        | <i>Schizachyrium scaparium</i>    | Ss       |     |     |     |     |     |     |     |     |      |     |     |     | 2-4'    | 1.5-2'   | Purple |                 | 3 to 9    | Full sun                 | Dry to medium |
| <b>SHRUBS</b>                |                                   |          |     |     |     |     |     |     |     |     |      |     |     |     |         |          |        |                 |           |                          |               |
| New Jersey Tea               | <i>Ceanothus americanus</i>       | Ca       |     |     |     |     |     |     |     |     |      |     |     |     | 3-4'    | 3-5'     | White  | Show, Fragrant  | 4 to 8    | Full sun to part shade   | Dry to medium |
| Buttonbush                   | <i>Cephalanthus occidentalis</i>  | Co       |     |     |     |     |     |     |     |     |      |     |     |     | 5-12'   | 4-8'     | White  | Showy, Fragrant | 5 to 9    | Full sun to part shade   | Medium to wet |
| Spicebush                    | <i>Lindera benzoin</i>            | Lb       |     |     |     |     |     |     |     |     |      |     |     |     | 6-12'   | 6-12'    | Green  | Showy, Fragrant | 4 to 9    | Full sun to part shade   | Medium        |
| Ninebark                     | <i>Physocarpus opulifolius</i>    | Po       |     |     |     |     |     |     |     |     |      |     |     |     | 5-8'    | 4-6'     | White  | Showy           | 2 to 8    | Full sun to part shade   | Dry to medium |
| Winged Sumac                 | <i>Rhus copallinum</i>            | Rc       |     |     |     |     |     |     |     |     |      |     |     |     | 7-15'   | 10-20'   | Green  | Insignificant   | 4 to 9    | Full sun to part shade   | Dry to medium |
| <b>TREES</b>                 |                                   |          |     |     |     |     |     |     |     |     |      |     |     |     |         |          |        |                 |           |                          |               |
| Eastern Redbud               | <i>Cercis canadensis</i>          | Cc       |     |     |     |     |     |     |     |     |      |     |     |     | 20-30'  | 25-35'   | Pink   | Showy           | 4 to 8    | Full sun to part shade   | Medium        |
| Flowering Dogwood            | <i>Cornus florida</i>             | Cf       |     |     |     |     |     |     |     |     |      |     |     |     | 15-30'  | 15-30'   | White  | Showy           | 5 to 9    | Full sun to part shade   | Medium        |
| Wild Plum                    | <i>Prunus americana</i>           | Pa       |     |     |     |     |     |     |     |     |      |     |     |     | 15-25'  | 15-25'   | White  | Showy, Fragrant | 3 to 8    | Full sun to part shade   | Dry to medium |

The phenology chart shows the different plant species within the pollinator meadow along with their characteristics like bloom, season, and condition.

## PROJECT BENEFITS

Overall, the redesign for the Heinz Memorial Field and the neighboring Rail Spur improves and promotes safety and outdoor play.

This design alleviates the urban heat island effect while considering flora and fauna habitats and stormwater management.

# HEINZ MEMORIAL FIELD

## ACKNOWLEDGMENTS

---

I would like to express my thanks to Brittany Reno as well as our other Sharpsburg/Triboro partners who have been a great inspiration and help towards developing and designing this project. I would also like to share my thanks to the Sharpsburg residents who helps contribute to the initial charette, providing me with insight and advice.

I would also like to thank the Penn State Center colleagues David Himes and Tom Bartnik. David Himes has been a great help in maintaining connections throughout this project and providing insight in design.

My final thanks goes to Professor Ken Tamminga. He has been an exceptional guide throughout this process and has helped me move forward with my project.